



GanttProject

Handbook 0.52

Alexandre Thomas
alexthomas@free.fr
<http://ganttproject.sf.net>

Contents

1	First steps	4
1.1	Overview	4
1.2	Where can I find the releases?	4
1.3	Where is the CVS?	4
1.4	Run GanttProject	5
1.5	Preview	5
2	Gantt chart	7
2.1	Task creation	7
2.2	Relationships	7
2.3	Editing properties	8
3	Resources	9
3.1	Creating resources	9
3.2	Assign to tasks	9
3.3	Resources chart	9
4	File Managment	10
4.1	XML format	10
4.2	JPG/PNG export	10
4.3	PDF/HMTL export	10
4.4	Load/Save from/on a web server	11
5	Miscellaneous	12
5.1	Command line	12
5.2	Options	12
6	History	14
7	GPL License	22

8	Contacts and Links	23
8.1	Mails	23
8.2	Contributions	23
8.3	Web Links	23

1.1

Overview

Ganttproject is a 100% pure Java application that lets you plan projects using Gantt charts. Ganttproject lets you easily break down a project into tasks, show dependencies, and manage resources.

As it is written in Java, the Jar file runs on several operating systems, such as GNU/Linux, Microsoft Windows, MacOSX ...

1.2

Where can I find the releases?

You can download the latest release of GanttProject directly from the web site at <http://ganttproject.sf.net>

You may also see all released files of GanttProject by using this URL:

http://sourceforge.net/project/showfiles.php?group_id=72728

1.3

Where is the CVS?

Ganttproject is developed worldwide, so its developers use a CVS repository. It is possible to get the current development version from cvs by checking it out using anonymous login:

Try these command lines:

```
$ export CVSROOT=":pserver:anonymous@cvs.sf.net:/cvsroot/ganttproject"
$ cvs login
```

(No password, just press enter.)

```
$ cvs -z3 co ganttproject
```

1.4

Run GanttProject

Ganttproject is simple to use if you have a java virtual machine. Under operating systems like windows, start the application by double clicking on the ganttproject-VERSION.jar. If that doesn't work, use a command line like os like Unix/Linux as :

```
java -jar ganttproject-VERSION.jar
```

1.5

Preview

Here are some examples of GanttProject:

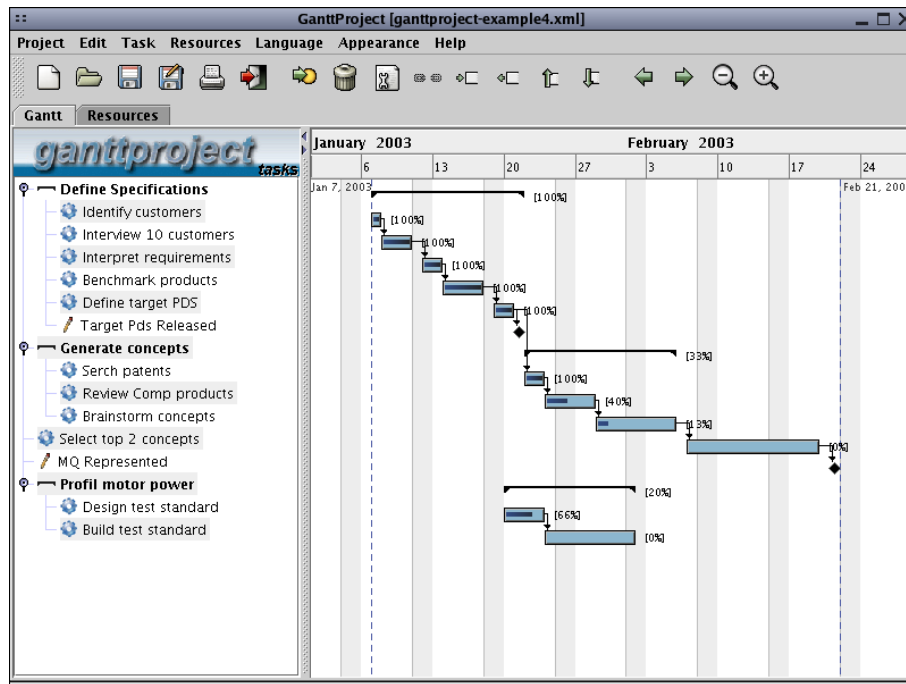


Figure 1: Simple project

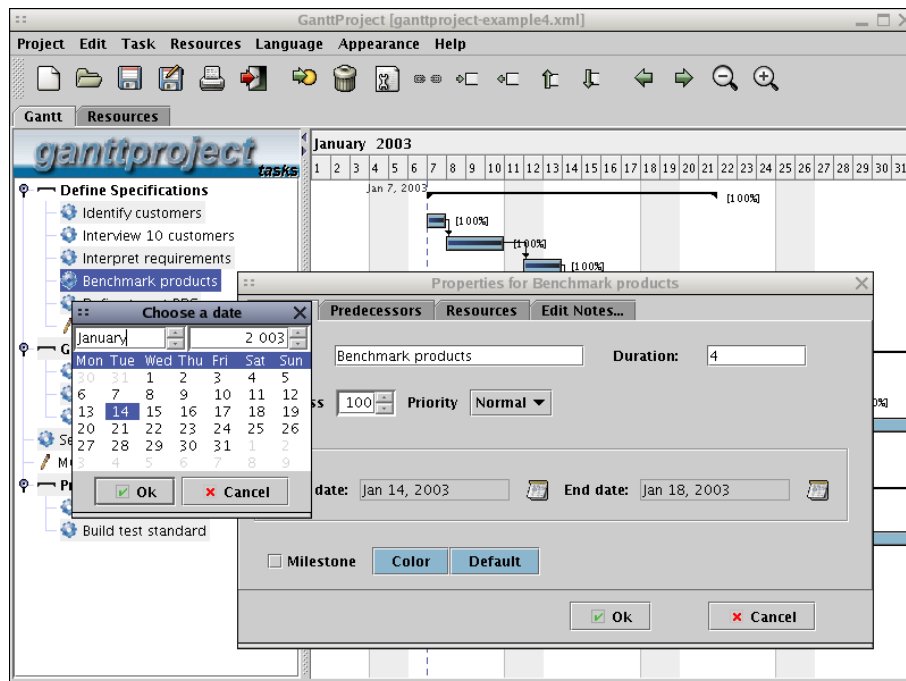


Figure 2: Properties edition of a task

Gantt chart

2.1

Task creation

First, you create some tasks by using the **New Task** button or directly from the **Tasks** menu choose **New Task**. The tasks appear on the tree on the left pane; you can directly change their name here. Next, you can organize tasks by indenting them forming groups or categories. So you could have a hierarchy like this:

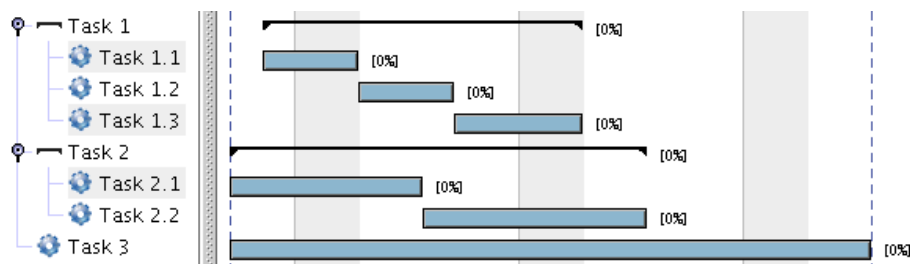


Figure 3: Organize tasks

Tasks can also be re-organized by using the up and down functions. These functions move the selected task up or down in its hierarchy reordering it.

2.2

Relationships

Ganttproject allows you to specify a relationship between two tasks. You can set them by dragging directly on the chart. Click and hold on the first task and moving the cursor to the second task. An arrow will appear, following the mouse. Drag the arrowhead to the second task and release the mouse. The second task will be dependent on the first one. You will have a chart like this:

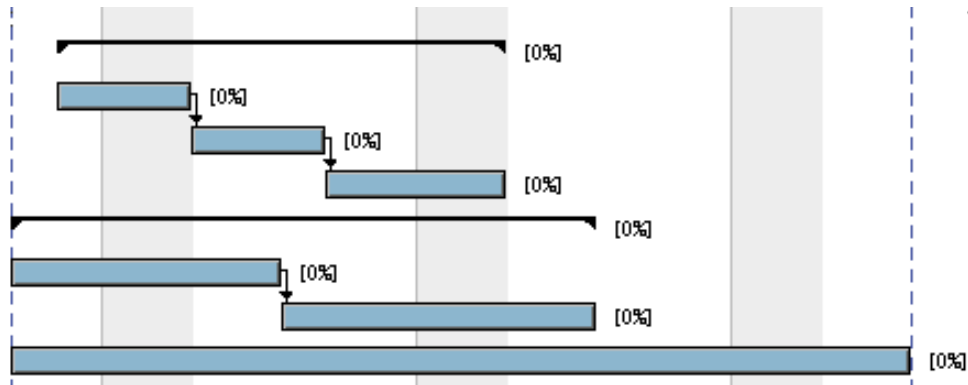


Figure 4: Create relationship between tasks

2.3

Editing properties

For each task you can edit the properties in a dialog box, by using the **Properties menu**, or by double-clicking on either the task's name, or its Gantt bar. The properties box allows you to edit the name of the task, the duration, the percent complete, the start and end dates, the color on the chart, the priority, and the explanatory notes.

You can also define the relationship between tasks by choosing different predecessors. You do this by selecting the second panel of the box and choosing the name of the predecessor task, and the type of relationship.

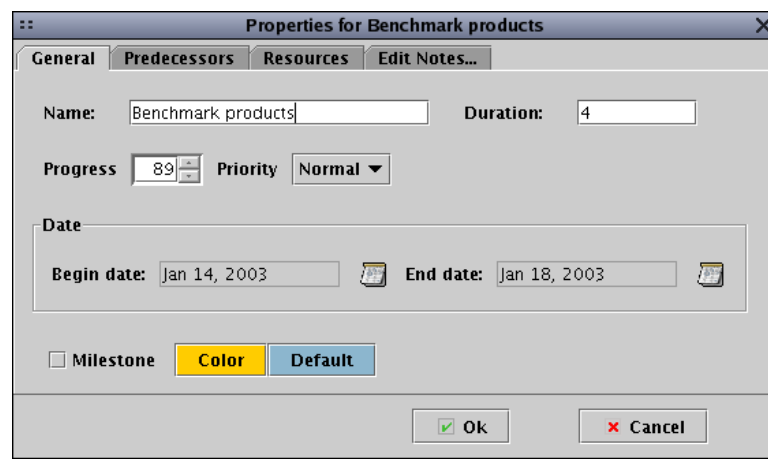


Figure 5: Editing properties dialog box

3.1 Creating resources

A project is composed of tasks and people (or resources) who are assigned to each task. You can create resources on the **Resources** panel by specifying the name, the function and contact information (mail or phone by example).

3.2 Assign to tasks

A resource can be assigned to a task directly on the properties dialog box of the task. Select the third tabbed panel and choose the name of the resource you want to assign. Then, specify a unit for the resources

3.3 Resources chart

A special chart is available for all resources on the panel. It shows the resource time allocation and is similar to the Gantt Chart. An example is giving here :

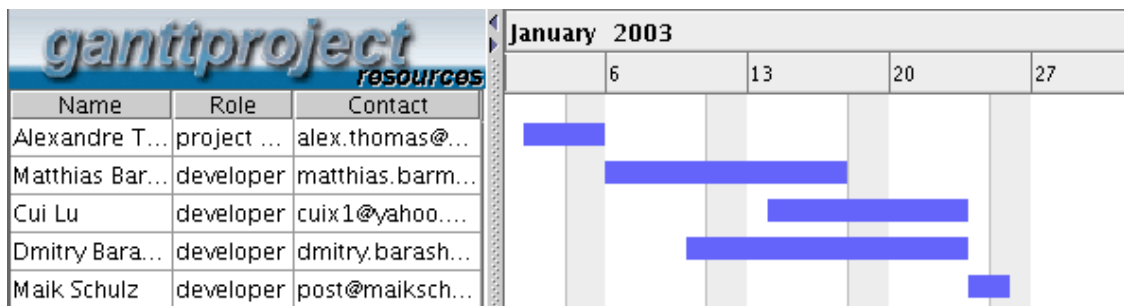


Figure 6: Resources chart

File Management

4.1 **XML format**

Ganttproject uses an XML file format. So it is simple to edit this with your favorite text editor, if you so desire. The XML file stores the list of tasks, the list of resources, the relationships, and the links between tasks and resources.

This files extensions can be **.xml** or **.gan**

4.2 **JPG/PNG export**

Ganttproject can export the Gantt chart as a PNG/JPG image. Select Project/Export As... and select one of PNG/JPG image after specifying the png/jpg filename.

4.3 **PDF/HMTL export**

Ganttproject can also export the project as HTML web pages. The different web pages contain all the information about the project:

- Project information
- The charts (Gantt and resources)
- List of tasks with the different information like date of start/end, durations, notes...
- List of resources

For HTML export GanttProject uses the XSL to HTML transformation. GanttProject uses by default XSL stylesheet included in the jar file. But you can specify yourself another

xsl by selecting the directory on the setting dialog. In fact you can create your own xsl stylesheetfiles to customize your html web pages.

For PDF export the software uses the **FOP, BATIK** library to export in pdf format. It also uses the xsl transformation technology. So you can use PDF themes, with a default theme included in the GanttProject jar file.

4.4 **Load/Save from/on a web server**

Since 1.9.8, GanttProject allows you to download a project directly from a web server. You can select the URL of the file (and login+password if necessary) and work on the file. Then you can save the project on your hard-drive

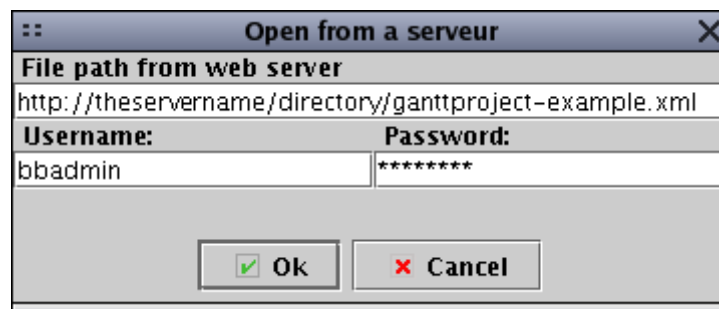


Figure 7: Select a file from a web server

With a special server, you can download AND save the project directly to/from the server. Your server must be a WebDAV-enabled-server. It doesn't work with a standard Apache web server.

GanttProject use a locking system for WebDav working. So in fact two people can't work as the same time to the same project file.

Miscellaneous

5.1

Command line

Ganttproject allows you to set some parameters on the command line. Try **java -jar ganttproject.jar -help** to see the parameters available.

First, you can directly specify a xml file for GanttProject to open.

Eg : **java -jar ganttproject.jar myproject.xml**

The second possibility is to export the project as HTML pages, PDF document or a PNG/JPG image.

Eg : **java -jar ganttproject.jar -html myproject.xml directory** to export the project as a web page in the specified directory.

Eg : **java -jar ganttproject.jar -pdf myproject.xml myproject.pdf** to export the project chart as myproject.pdf.

Eg : **java -jar ganttproject.jar -png myproject.xml myproject.png** to export the project chart as myproject.png.

Eg : **java -jar ganttproject.jar -jpg myproject.xml myproject.jpg** to export the project chart as myproject.jpg.

With the html export you could specify an xsl directory by using the **-xsl-dir** argument.

In all these cases the project file name can either be a file on local disk or an URL. If the URL is password-protected, you can give credentials this way:

Eg : **java -jar ganttproject.jar http://username:password@example.com/filename**

5.2

Options

Ganttproject save an options file in $\$(HOME)/.ganttproject$. This file contains the language used in GanttProject, the position and the size of the window, your default look

and feel, and the eight most recent files you have edited with GanttProject.

release 1.9.9

- Write a options preferences dialog box
- Use Xsl Transformation to create the html web pages there are some xsl themes on cvs, module (xsl-themes)
- Export the project as a pdf report (using fop library from apache based on XSL-FO transformation)
- Add buttons to remove relationship and resources on the dialog box
- Having a way to specify some new roles for resources
- Each relationships are now paint
- Add a "tips of the day" dialog box
- Drag & drop tasks on the tree
- Possibility to export the project in JPG image
- Improve the print function
- Include a help viewer to watch the manual (<http://helpgui.sourceforge.net>)
- Italian updates by Tomaso
- Hungarian translation add by Balazs Major
- Nederlands translation add by Andre van der Wiel
- Swedish translation add by Jussi Karlgren
- Czech translation add by Brezina Marek
- Israelian translation add by Shbtai Yoav

release 1.9.8

- Have the possibility to have two tasks with the same name.
- Add a chart for resources.
- Could open/Save a file from a web server (WebDav based).
- Correction when parsing notes.
- Correction in PNG export (could also export directly by command line).
- many bugs fixe with tasks with same name, save/open in XML file.
- Aspect change a little.
- Japanese language added by MIYATA Yasuhiro.
- Possibility to select a shape for the task.

release 1.9.7

- Add a menu for recent open/save projects.
- Add indent and unindent of the task.
- Change the format of the date (in text mode).
- Use resource bundle of java for language translation.
- Could drag the percent complet of the task directly on the calendar.
- Make change on relationship, depend will have differents format on futur.
- Change the properties dialog box.
- Correction to resources, add a unit field.
- Add priority field for tasks.

- Modifications on past function.
- With the mouse middle button, the entire chart could be move
- Russian language add by Alexandr Zavolzhsky.
- Estonian language add by Ahti Kitsik.

release 1.9.6

- Could directly convert a xml file of GanttProject format to the html files.
- made openWebPage work on Windows and Mac OS X.
- add macOs look'n'Feel.
- made the shortcut key mask cross-platform.
- change the icon for a mother task.
- could assign a color for a task (also save on the file).
- correction on the XML file saver.
- could directly change the name of the task by editing it on the JTree (F2 on keyboard or double click on it)
- Change the import ;).
- Correct HTML export to UTF-8.
- Ganttproject is build with ant.

release 1.9.5

- Remove the possibility to save / open in the gan file format (use old version to save in XML)

- Assign users to tasks.
- All classes of the jar file, are inside the net.sourceforge.ganttproject package.
- Copy and paste tasks on the tree with (Try to not have two tasks with the same name after because this possibility is not fixed).
- Check if the project has been changed before asking for conformation of save.
- Save the size and position of the window on the option file. Able to restore after.
- Add the word modified at the end of the window's title to specify if the file had been change.
- Bug fixed : When re-open an XML file, resources list was add but not replace the old. Now it doesn't.
- Bug fixed : Drag the task to the calendar (right and left).
- Buf fixed : Correct the XML export of the characters &, < and > (Thanks to Andreas Drechsler for reporting it)
- Possibility to change the look'n'feel of the application (save if on the option file).

release 1.9.4

- ChineseBig5 language add by Kirin Lin in unicode characters
- UTF-8 Correction on xml saver.

release 1.9.3

- A little correction on when drag task on calendar
- Change splash image
- Thanks to John Ogness for english correction on web pages, also on the program!!

- Turkish language add by Cengiz Sahin in unicode characters
- ChineseGB language add by Cui Lu in unicode characters
- Correct some litte bugs

release 1.9.2

- Can choose the color of the task.
- Set confirmation of quit, when click on the cross of the window.
- Change to make possible move up and down task with sub-task.
- Can open the popup menu directly on the calendar with a right click on the task.
- Options of GanttProject are save in an xml file at HOME/.ganttproject.
- HTML Export is now in your selected language.
- Can unlink depend by a special way on the dialog properties : no set setting.
- Norwegian language add by Roger Andresen
- Italian language add by Paolo Senigagliesi

release 1.9.1

- Correction of the XML problems. Now can write special characters (é, à, ö, & ...)
- Indentation of the Notes on the XML file

release 1.9

- Import/Export in XML(don't use special characters like é & ö ç ... on notes and name of task)

- Change some icons
- Add keyboard accelerator for project and task part.
- Set tool tip text on tasks to the tree on the left (Name, notes?, date ...)
- The arrow to select depend has always the same size.
- Now, the tree could be hided with a special function of the split pane (arrows at top of split pane).
- Correct some language bugs.
- German language add by Uwe Nathanael

release 1.8

- Best depends between tasks, and arrows paint has been changed.
- Can export the calendar in a png file, with name of tasks, depend and percent complete.
- File chooser is set in the last open directory.
- Fixe some bugs...
- Zoom is fixe in last mont when the zoom is set to year.
- Can export the project in web pages (gantt charts, tasks, and resources)
- XML load/save is in progress...probably on next version.
- Portugues language add by Nelson Ferraz

release 1.7

- Add specification for the project (name, description ...)

- Add different human with name, function and contacts
- Change some icons and colors :-)
- Comment on code source are in English
- Possibility of direct interaction with mouse to the duration, the start date and the depends of the task
- Use dash vertical line at begin and end of project.

release 1.6

- Add an option to print the project
- Add a blue bar on the current day.
- Add 4 granularity levels more.
- Spanish language add by Juan Rey

release 1.5

- Add wheel mouse action on the calendar and moving with click.
- Modify Save option to Save and Save as options.
- Can't edit the begin of a mother task.
- Correction of the graphic bug with meeting point task.

release 1.4

- Edit the bug of the sub tasks on the calendar.

- Best viewing when the scrollbar on the tree move.
- Add multi-language (English and French).
- Change the format of the save file.

release 1.3

- Add granularity and different viewer mode(week, month, year)
- Add selector of date.
- Add an option of notes for the task.

release 1.0

- Can save the project on a file.
- View all tasks and depends.
- Can edit the state of advancement of the task.

Chapter 7

GPL License

GanttProject is under the GPL License.

This program is free software; you can redistribute it and/or modify it under the terms of the GNU General Public License as published by the Free Software Foundation; either version 2 of the License, or (at your option) any later version.

This program is distributed in the hope that it will be useful, but WITHOUT ANY WARRANTY; without even the implied warranty of MERCHANTABILITY or FITNESS FOR A PARTICULAR PURPOSE. See the GNU General Public License for more details.

You should have received a copy of the GNU General Public License along with this program; if not, write to the Free Software Foundation, Inc., 675 Mass Ave, Cambridge, MA 02139, USA.

Browse the entire GPL license at
<http://www.gnu.org/copyleft/gpl.html>

Also this manual is under the GPL License.

Contacts and Links

8.1

Mails

Ganttproject was initially written by THOMAS Alexandre (alexthomas@free.fr)

Ganttproject use a mailing list to prevent the customers for the new release. To subscript to it please use this link

<http://lists.sourceforge.net/mailman/listinfo/ganttproject-news>

8.2

Contributions

Ganttproject has been improve by several contributions over the world. Thousand thanks to (*in alphabetic order*):

ANDRESEN Roger, AUDRU Cédric, BARASHEV Dmitry, BARMEIER Matthias, BALAZS Major, BREZINA Marek, BROKER Rick, CROUNSE Brian, FERRAZ Nelson, GLOEGL Michael, HAEUSLER Michael, HERRMANN G., HURSEY John, KARL-GREN Jussi, KITSIK Ahti, LIN Kirin, LIPINSKI Pawel, LU Cui, MARCH Stephen, MIYATA Yasuhiro, NATHANAEL Uwe, OGNESSE John, PAOLETTI Tomaso, PAULIN Matt, PLUSCHKE Andreas, RACINOWSKI Przemyslaw, REY Juan juanrey, SAHIN Cengiz, SCHULZ Maik, SENIGAGLIESI Paolo, SHABTAI Yoav, VAN DER WIEL Andre, VOICI Elio, ZAVOLZHSKY Alexandr

8.3

Web Links

Here are some links for GanttProject on the web...

Home Page : <http://ganttproject.sf.net>

Page on sourceforge : <http://sf.net/projects/ganttproject>

Page on freshmeat : <http://freshmeat.net/projects/ganttproject>

Page on Gnu : <http://www.gnu.org/directory/productivity/project/ganttproject.html>

Page on HostScript : <http://www.hotscripts.com/Detailed/22019.html>

Java Virtual Machine of sun : <http://java.sun.com>